


PS-508

Description

The PS-508 SO (Saw Oscillator) from Vectron is a high frequency, ultra low phase noise and low g-sensitivity oscillator designed to support harsh environmental applications. The PS-508 provides typical 10fs rms jitter in a 12kHz to 20MHz integration bandwidth and is available from 0.6 to 3GHz.

Features

- Frequency Range 0.6 to 3.0 GHz
- Ultra low jitter and Phase Noise performance
- Typical Jitter: 10fsec rms, 12kHz to 20MHz
- G-Sensitivity <0.6ppb/g
- 3.3 + 5V supply voltage
- Output: Sinewave, balanced Sinewave, LVPECL
- 9x14 mm SMD package
- See table on Page 5 for standard frequencies

Applications

- Harsh Environment
- Military
- Test & Measurement

Performance Specifications

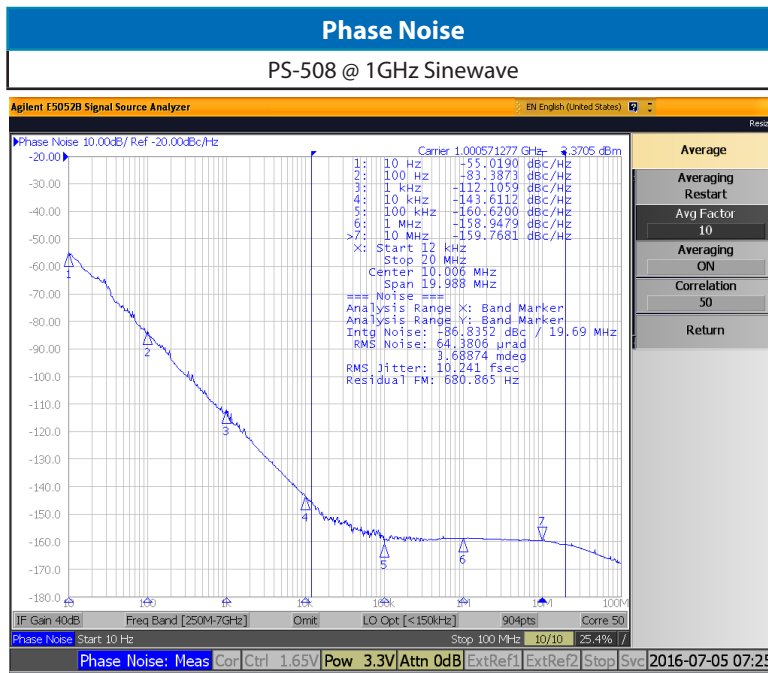
Frequency Stabilities					
Parameter	Min	Typ	Max	Units	Notes
Over All Stability			±200	ppm	Includes df vs: •Operating temperature range -40 .. 85°C •Aging 10 years •Supply Voltage Change 5% •Load change 10% •Initial
Supply Voltage (Vs)					
Supply voltage (standard)	4.75	5.00	5.25	V DC	
Current consumption			65	mA	
Supply voltage (standard)	3.135	3.3	3.465	V DC	
Current consumption			100	mA	

Performance Specifications (Continued)

RF Output					
Parameter	Min	Typ	Max	Units	Notes
Signal	LVPECL				
Load	45	50	55	Ω	
Duty Cycle	45		55	%	
Phase Noise: 100Hz offset		-83		dBc/Hz	@ 1GHz LVPECL 3.3V
Phase Noise: 1kHz offset		-112		dBc/Hz	
Phase Noise: 10kHz offset		-140		dBc/Hz	
Phase Noise: 100kHz offset		-150		dBc/Hz	
Phase Noise: 1MHz offset		-150		dBc/Hz	
Phase Noise: 10MHz offset		-152		dBc/Hz	
Phase Noise: 100MHz offset		-152		dBc/Hz	
Jitter: 12kHz to 20MHz offset		22		fs rms	
Signal	Sinewave				
Load	45	50	55	Ω	
Output Power	0	3	6	dBm	
Phase Noise: 100Hz offset		-83		dBc/Hz	@ 1GHz Sinewave 3.3V
Phase Noise: 1kHz offset		-112		dBc/Hz	
Phase Noise: 10kHz offset		-143		dBc/Hz	
Phase Noise: 100kHz offset		-160		dBc/Hz	
Phase Noise: 1MHz offset		-159		dBc/Hz	
Phase Noise: 10MHz offset		-160		dBc/Hz	
Phase Noise: 100MHz offset		-167		dBc/Hz	
Jitter: 12kHz to 20MHz offset		10		fs rms	

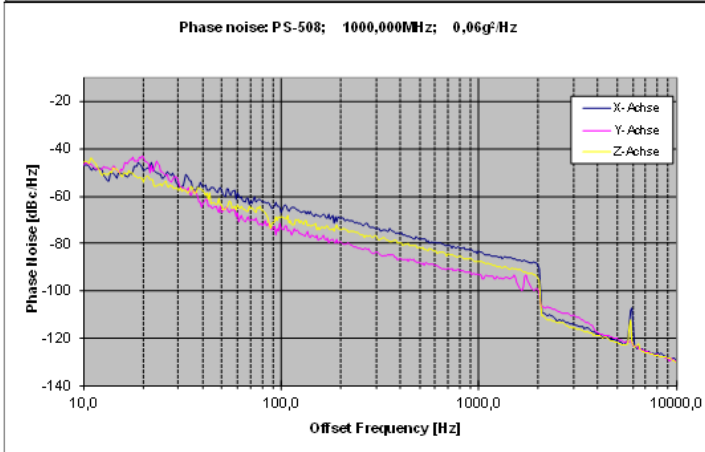
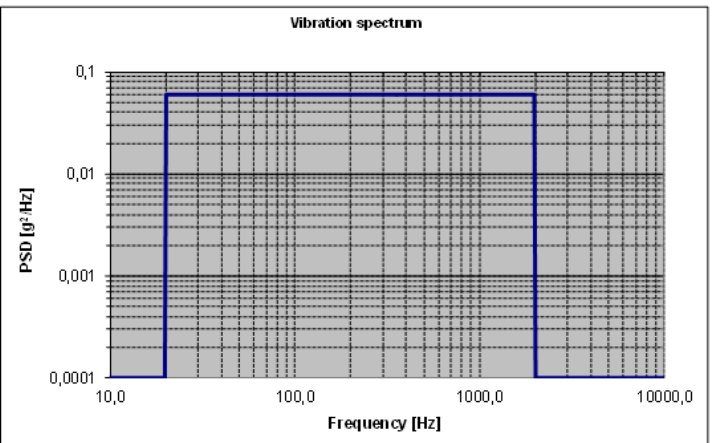
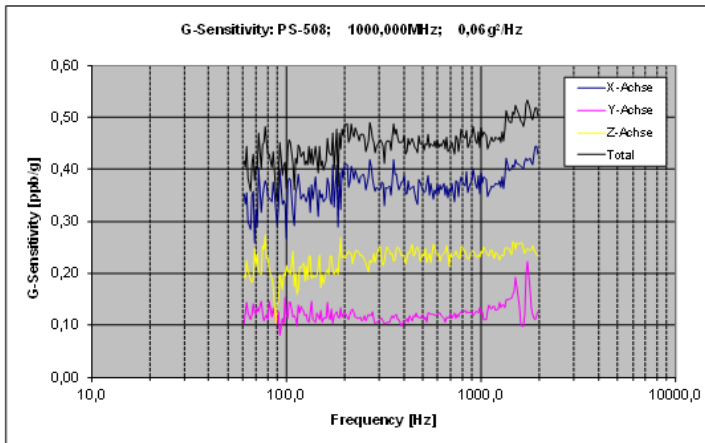
Additional Parameters					
Parameter	Min		Max	Units	Notes
Weight	2.0g				
Subharmonics			-30 -20	dBc dBc	< 2 GHz > 2 GHz
G-Sensitivity		0.6		ppb/g	
Processing and Packing	Handling and Processing Note				
Absolute Maximum Ratings					
Parameter	Min		Max	Units	Notes
Supply Voltage (V_s)			6.0	V	
Operable Temperature Range	-40		+85	$^{\circ}\text{C}$	

Typical Performance



G-Sensitivity

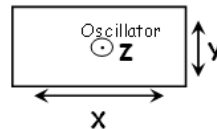
PS-508 @ 1GHz LVPECL



Calculation equation according to Vig-Tutorial

$$g\text{-sensitivity: } G = \frac{2 \cdot f_i}{A_{peak} \cdot f_0} \cdot 10^{\frac{L(f)}{20}}$$

$$\text{Peak-level: } A_{peak} = \sqrt{PSD \cdot 2}$$



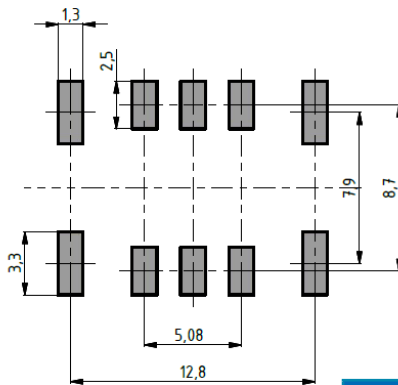
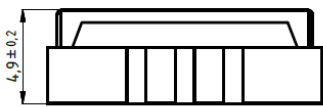
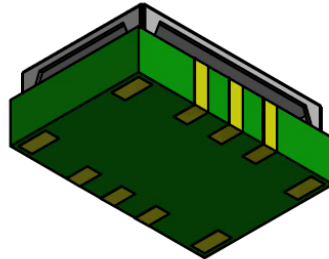
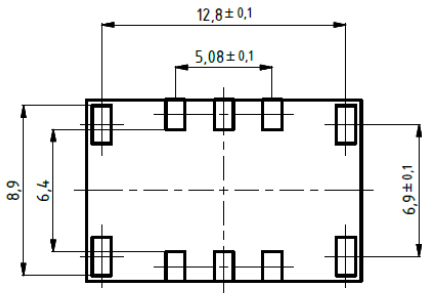
Comments:

Outline Drawing / Enclosure

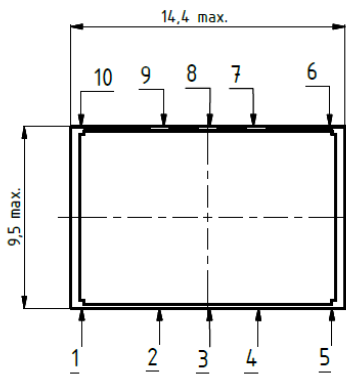
Package Codes		
Code	Height "H"	Pin Length "L"
G347	4.9	N/A

Dimensions in mm

G347



Padvorschlag
land pattern
recommendation



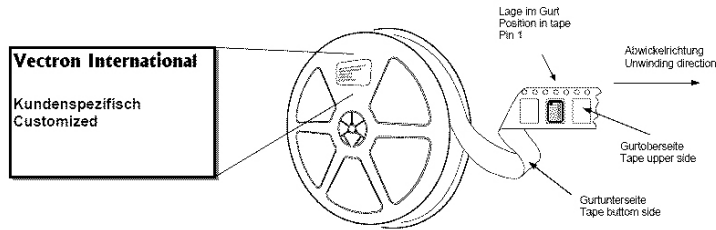
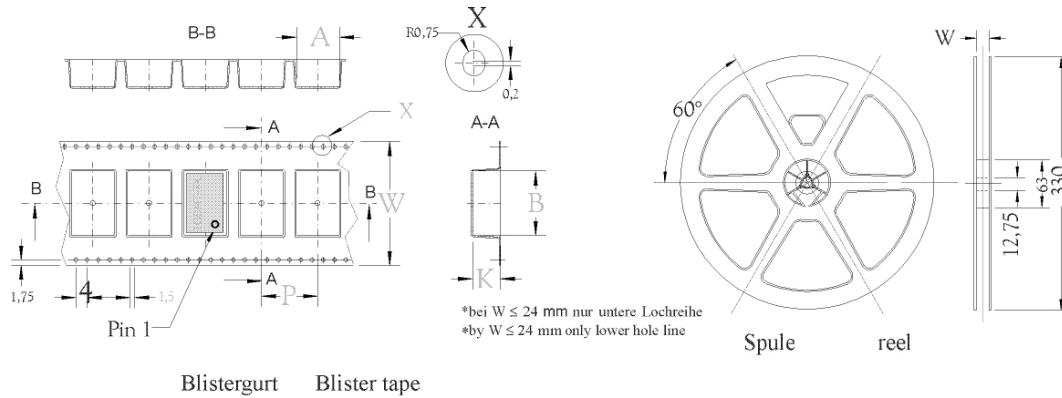
Pin Assignment Sinewave	
1	GND
2	N.C.
3	N.C. (Not Connected)
4	GND
5	GND
6	GND
7	RF Out
8	N.C. (Not Connected)
9	Supply Voltage Input (V_S)
10	GND

Pin Assignment LVPECL	
1	GND
2	N.C.
3	N.C. (Not Connected)
4	GND
5	GND
6	GND
7	RF Out
8	RF-Out_complementary
9	Supply Voltage Input (V_S)
10	GND

Pin Assignment Balanced Sinewave	
1	GND
2	N.C.
3	N.C. (Not Connected)
4	GND
5	GND
6	GND
7	RF Out
8	RF-Out_Compl. 180° phase shifted
9	Supply Voltage Input (V_S)
10	GND

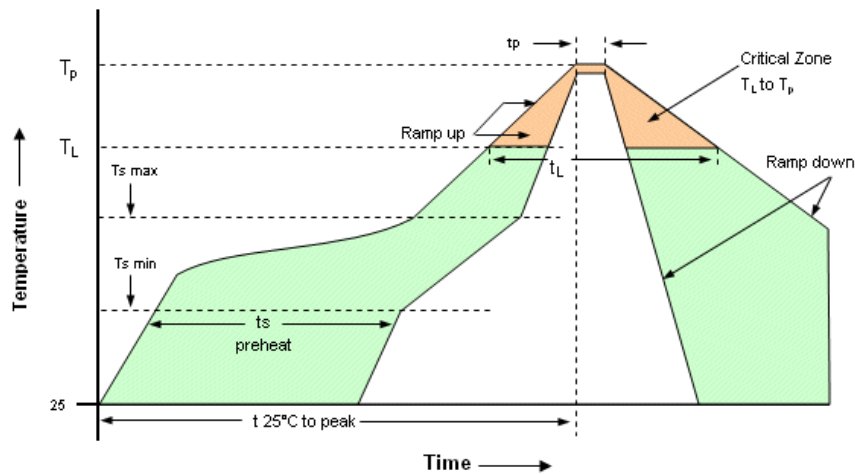
Marking	
PS-508-xxxx	
Frequency	
•AYYWW	

Standard Shipping Method



Enclosure Type	Tape Width W (mm)	Quantity per meter	Quantity per reel	Dimension P (mm)
G347	24		850	12

Recommended Reflow Profile

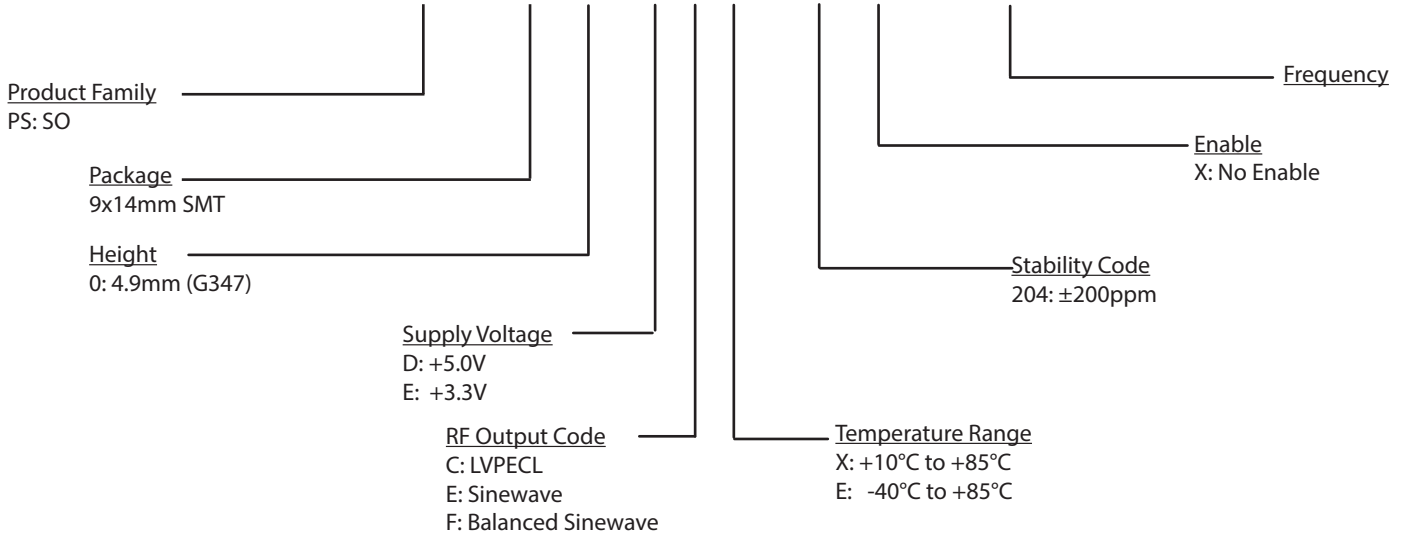


Profile Feature	Pb-Free Assembly/Sn-Pb Assembly	Profile Feature	Pb-Free Assembly/Sn-Pb Assembly
Average ramp-up rate (T_L to T_p)	3°C/second max.	Time 25°C to Peak Temperature	8 minutes max.
Preheat - Temperature Min T_{Smin} -Temperature Min T_{Sma} -Time (min to max) t_s	150°C 200°C 60-180 seconds	Time maintained above -Temperature (T_L) -Time (t_L)	217°C 60-150 seconds
T_{Smax} to T_L -Ramp-up Rate	3°C/second max		
Time maintained above -Temperature (T_L) -Time (t_L)	217°C 60-150 seconds	Time within 5°C of actual Peak-Temperature (t_p)	20-40 seconds
Peak Temperature (T_p)	max 260°C	Ramp-down Rate	6°C/ second max

Note: All temperatures refer to topside of the package, measured on the package body surface. SMD oscillators must be on the top side of the PCB during the reflow process.

Ordering Information

PS - 508 0 - E E X - 205 X - 2000M0



Standard Frequencies (MHz)

632.8125	784.489605	832	867.1875	873.5154185	949.976022	980.604559
993.4096915	1000	1024.23965	1034.337568	1040	1067.686799	1200
1265.625	1280	1568.97921	1687.5	1701.32	1707.08	1734.375
1747.030837	1747.62305	1748.366885	1769.145	1875	1879.437686	1884.052863
1899.952044	1961.209118	1968.75	1986.819383	2000	2048.4793	2068.675135
2104.658326	2135.373597	2187.5	2400	2457.6	2560	2812.5
2949.12						

Other Frequencies Available Upon Request

Notes:

- Contact factory for improved stabilities or additional product options. Not all options and codes are available at all frequencies.
- Unless other stated all values are valid after warm-up time and refer to typical conditions for supply voltage, frequency control voltage, load, temperature (25°C).
- Phase noise degrades with increasing output frequency.
- Subject to technical modification.
- Contact factory for availability.

For Additional Information, Please Contact

USA:

Microsemi
267 Lowell Road, Unit 102
Hudson, NH 03051
Tel: 1.888.328.7661
Fax: 1.888.329.8328

Europe:

Vectron International GmbH
Landstrasse, D-74924
Neckarbischofsheim, Germany
Tel: +49 (0) 7268-801-0
Fax: +49 (0) 7268-801-281

Asia:

Microsemi
68 Yin Cheng Road(C), 22nd Floor
One LuJiaZui
Pudong, Shanghai 200120, China
Tel: +86 21 6194 6886
Fax: +86 21 6194 6699

Disclaimer

Microsemi reserves the right to make changes to the product(s) and or information contained herein without notice. No liability is assumed as a result of their use or application. No rights under any patent accompany the sale of any such product(s) or information.

Rev: 01/2018